




Security Checklist For Businesses



Most hackers and spammers target business firms to spread the malware or steal their confidential information. In order to protect your organization against these digital threats, follow the below mentioned checklist.

BE CAUTIOUS



1

ACTIVATE FIREWALLS

Install software that can shield your data against malware attacks.



2

KEEP THE SOFTWARE UPDATED

Make sure that all the software in your system are updated.

TRAIN YOUR STAFF

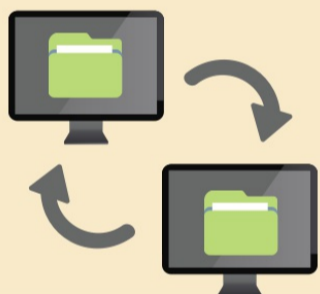
Instruct your employees to make strong passwords and avoid sharing their logins.



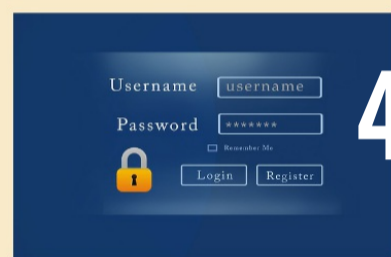
3

RESTRICT ACCESS

Sensitive data should be accessible to only authorized employees.



5



4

CANCEL ACCOUNTS UPON EMPLOYEE TERMINATION

To keep the data secured, change the logins or cancel the accounts of terminated employees.

6

ENCRYPT CONFIDENTIAL INFORMATION

Use encryption software to prevent access to confidential information.



7

ENABLE TWO-STEP VERIFICATION



This will prevent your email from being logged in by some other person.

ALWAYS HAVE A BACKUP

Ensure that you have a data backup, so that you can restore it even if the system gets crashed.



9

8

REMOVE INFECTED DEVICE

If one of the devices gets infected by a malware, immediately disconnect it from the network.



SET FIRM POLICIES

Clearly state the policies for the usage of devices and internet.

10

Presented By

www.centextech.com

Centex Technologies

501 N. 4th Street,
Killeen, TX - 76541
(254) 213 - 4740

1201 Peachtree St NE,
Atlanta, GA 30361
(404) 994 - 5074

13355 Noel Road, St # 1100,
Dallas, TX 75240
(972) 375 - 9654